

product introduction

The SW75 Series features a stainless steel IP69K rated enclosure with sealed bolts and waterproof connector for applications in wash down and corrosive environments. The SW75 comes equipped with NPN and PNP signal input for strobe and offers a 0-10VDC analog intensity control as well as a manual intensity control potentiometer. Six high current LED's are mounted to an aluminum back plate of which is mounted to the stainless steel enclosure for extra heat dissipation ability.

product features



- IP69K Standards
- Stainless Steel 316 Housing
- Meets FDA Compliancy
- PNP and NPN Strobe Input
- Continuous Operation or Strobe Mode
- Dimmable Via Built In Potentiometer
- Analog Intensity 0-10VDC Signal
- Six, 1mm² Die High Current LEDs

product specifications

Electrical Input	24VDC +/- 5%
Current	Max. 400mA
Wattage	Max. 9.6W
Strobe Input	PNP ▶ +3VDC or greater to activate. NPN ▶ GND (<1VDC) to activate
PNP Line	3.7mA @ 3VDC 6.2mA @ 5VDC 12.6mA @ 10VDC 30.4mA @ 24VDC
NPN Line	22mA @ Common (0VDC)
Continuous Mode	Light will be in continuous mode by leaving signal on strobe input active
Potentiometer	Intensity control of 10%-100% Clockwise increases intensity
Analog Intensity	The output is adjustable from 10%-100% of brightness by a 0-10VDC signal
Connection	5 pin M12 connector
Ambient Temp.	-20° - 50° C (-4° - 122° F)
Lifespan	100,000 hrs
IP Rating	IP69K
Compliances	CE and RoHS
Weight	~710g
IEC 62471 Rating	See page 3



product number key

SW75 – XXX – X* —» Part Number Key

Product Family:
Brick Light SW75

Color:
470 – Blue
505 – Cyan
530 – Green
625 – Red
850/940 – IR
WHI - White

Lenses:
W-Wide
L-Line

* Lights come standard with Narrow lenses

CE and RoHS Compliant



warnings



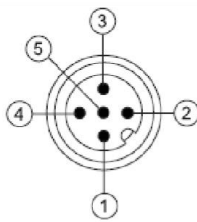
Attention

Please note that the power requirements are up to 400mA at 24VDC. Failure to supply light with up to 400mA can result in non-repeatable lighting. Contact Smart Vision Lights for more information.



wiring configuration

If Analog 0-10VDC is not used to control light intensity;
+VDC (24VDC) must be connected to Analog Input - Jumper pin 5 to pin 1




Pin	Function	Signal	Wire Color
1	Power In	+24VDC	BROWN
2	NPN	Sinking Signal	WHITE
3	GND	Ground	BLUE
4	PNP	Sourcing Signal	BLACK
5	Intensity Control	0-10VDC	GREY †

† Some cables use green with yellow stripe for 0-10V adjustment



identification



5 Pin M12 Power Input

Manual Intensity Control



Power Cable
Washdown

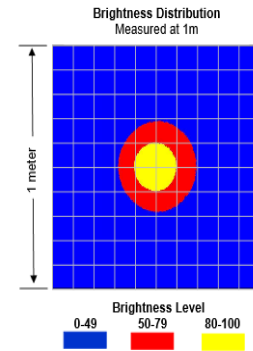
P/N: **W5PM12-15** – Washdown 15m cable



optical performance

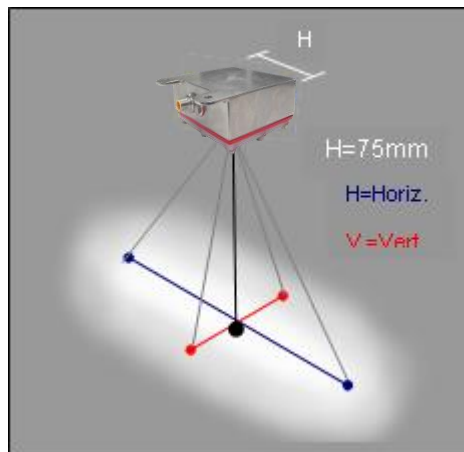
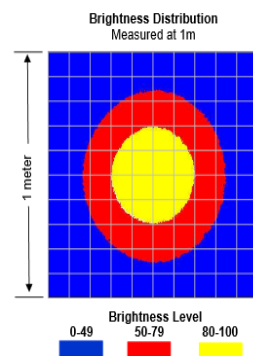
SW75-XXX

Working Distance mm (inches)	Pattern (80%-100% measured intensity) mm (Inches)
.5m (19.7")	100mm (~4") D
1m (39.4")	200mm(~8") D
1.5m (59")	300mm(~12") D
Typical output performance	
Distance = .5 meter	Illumination (Lux) 9600
<i>Illumination measurement taken on White Lights – 6500K</i>	



SW75-XXX-W

Working Distance mm (inches)	Pattern (80%-100% measured intensity) mm (Inches)
.5m (19.7")	210mm(~6") D
1m (39.4")	425mm(~17") D
1.5m (59")	650mm(~22") D
Typical output performance	
Distance = .5 meter	Illumination (Lux) 6300
<i>Illumination measurement taken on White Lights – 6500K</i>	



risk group

According to IEC 62471:2006. Full documentation upon request.

Notice

Exempt Group: No photo biological hazard to eyes or skin even for continuous, unrestricted use.
Applicable for wavelengths: 625, 850, and 940.

Caution

Risk Group 1: Possibly hazardous optical radiation emitted from this product. Do not stare at operating lamp. May be harmful to eye. Safe for most applications except prolonged exposures.
Applicable for wavelengths: 470, 505, 530, and WHI.