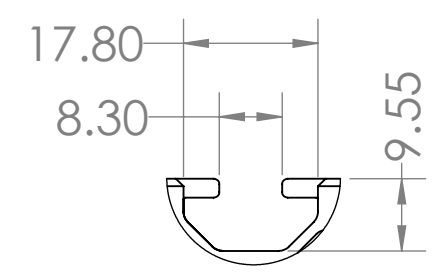
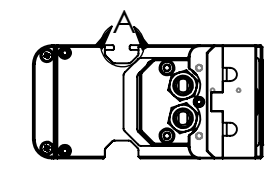
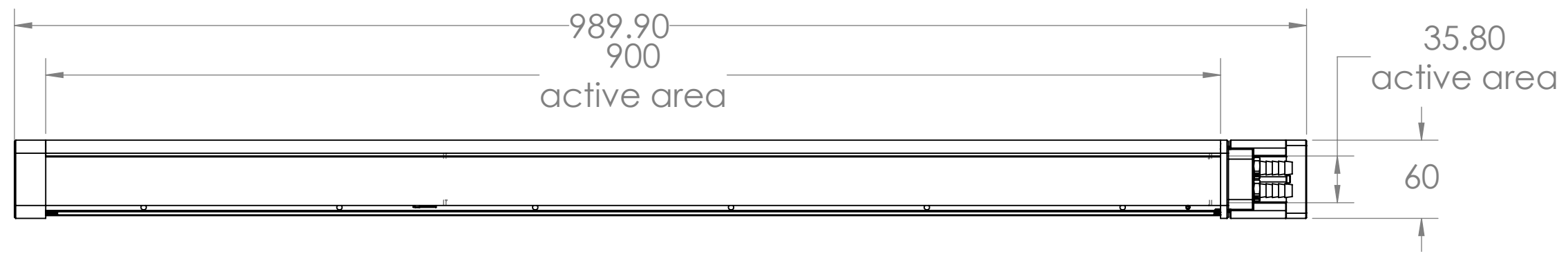
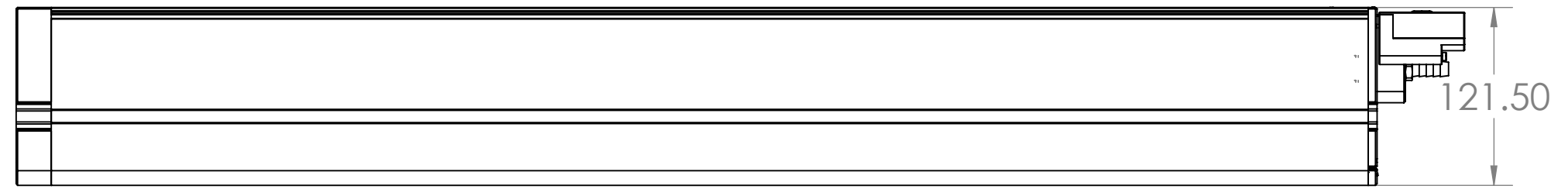
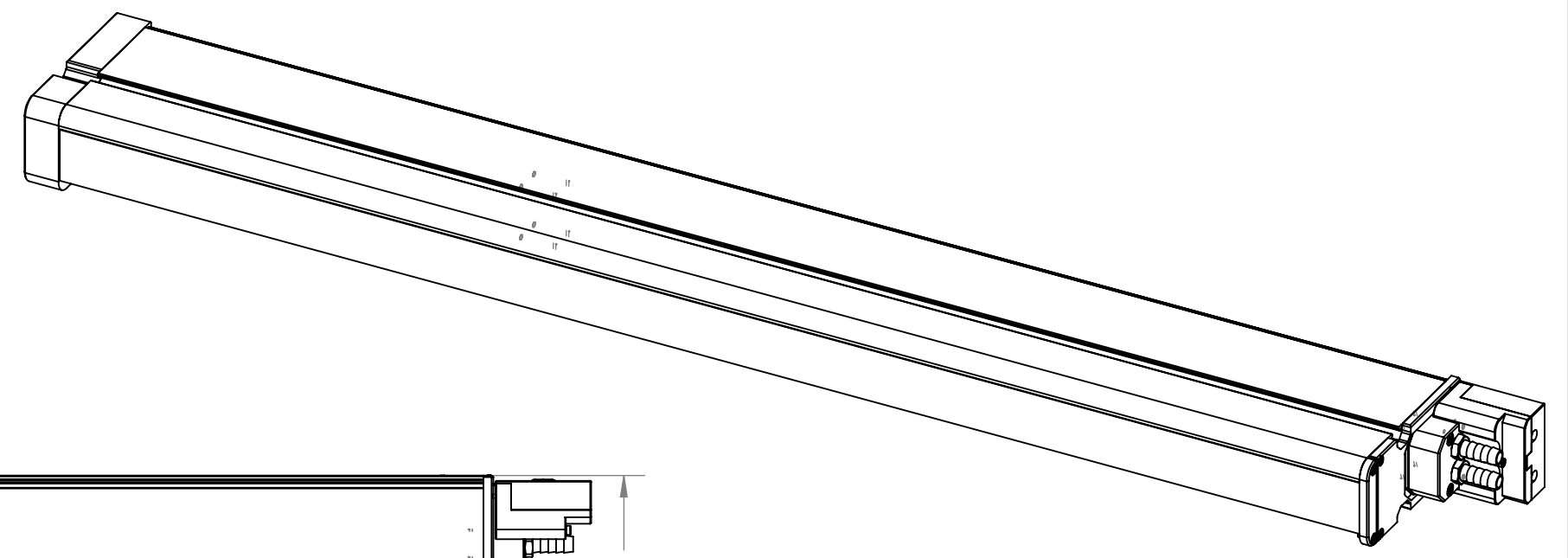


4

3

2

1



Mounting Rail
DETAIL A
SCALE 1 : 1

PROPRIETARY AND CONFIDENTIAL
THE INFORMATION CONTAINED IN THIS DRAWING IS THE SOLE PROPERTY OF SmartVisionLights. ANY REPRODUCTION IN PART OR AS A WHOLE WITHOUT THE WRITTEN PERMISSION OF SmartVisionLights IS PROHIBITED.

| | | | |
|--------------------------------------|--|--------------------------|---------------|
| UNLESS OTHERWISE SPECIFIED: | | NAME | DATE |
| DIMENSIONS ARE IN MM | | DRAWN | ASU 6/23/2015 |
| TOLERANCES: | | CHECKED | MP 6/23/2015 |
| FRACTIONAL ± | | ENG APPR. | MP 6/23/2015 |
| ANGULAR: MACH ± BEND ± | | MFG APPR. | MP 6/23/2015 |
| TWO PLACE DECIMAL ± | | Q.A. | |
| THREE PLACE DECIMAL ± | | COMMENTS: | |
| INTERPRET GEOMETRIC TOLERANCING PER: | | UNITS ARE IN MILLIMETERS | |
| MATERIAL | | | |
| FINISH | | | |
| DO NOT SCALE DRAWING | | | |

| | | | |
|------------|----------------|-----------------------|--------------|
| | | TITLE: | |
| | | SmartVisionLights.com | |
| SIZE | DWG. NO. | REV | |
| B | LHP 900 | 1 | |
| SCALE: 1:4 | | WEIGHT: | SHEET 1 OF 1 |

4

3

2

1

B

B

A

A